



Washington County Smart Growth Telephone Survey Survey Results

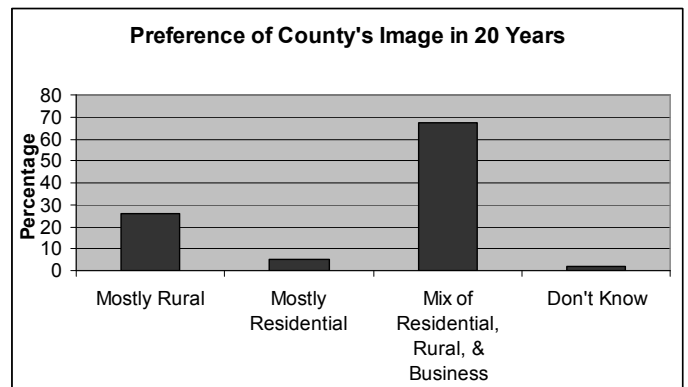
Resident Opinions about County Development

Several questions were asked of Washington County residents in an effort to gauge their views on the types of development they would like to see take place in the County.

Community Change

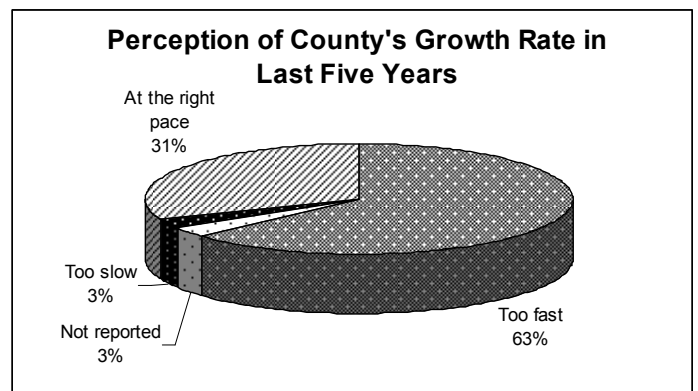
How would you like to see Washington County 20 years from now?

- 67% mix of residential, rural, and business
- 26% mostly rural
- 5% mostly residential
- 2% don't know



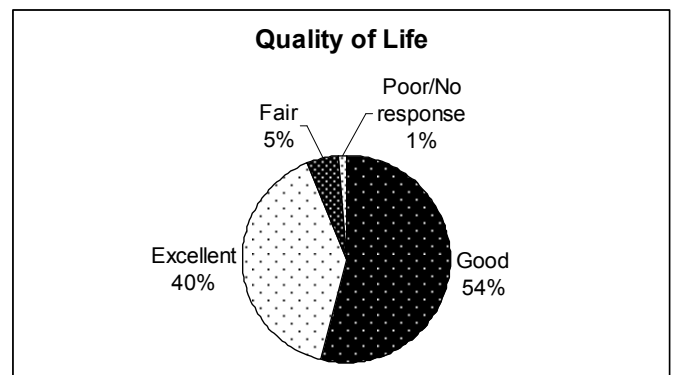
How would you describe the rate of growth in Washington County over the past five years?

- 63% growing too fast
- 31% at the right pace
- 3% growing too slow
- 3% not reported



Overall, how would you rate the quality of life in Washington County?

- 54% good
- 40% excellent
- 5% fair
- 1% Poor/No response



(Continued)

When you decided where to live, would you say the following factors were very important, somewhat important, or not important?

Factor	Not Important	Somewhat Important	Very Important	Didn't Know
Crime rate	10.4%	19.5%	67.2%	2.9%
Quality of Public Schools	17.1%	17.1%	61.4%	4.4%
Level of Property Taxes	11.5%	34.3%	49.9%	4.3%
Being Close to Family	24.1%	26.9%	46.1%	2.9%
Housing Prices	9.5%	35.9%	50.2%	4.3%
Rural Atmosphere	10.9%	29.0%	57.8%	2.4%
Close to Employment	27.1%	32.8%	36.1%	4.1%
Close to Open Spaces	12.3%	28.5%	56.0%	3.2%
Access to Highways	13.0%	41.8%	42.4%	2.7%
Lot Size	19.3%	35.6%	40.6%	4.6%
Close to Parks	28.1%	37.3%	30.3%	4.2%

Housing Preferences

Residents were asked their opinions on the County's housing needs.

For each of the following types of housing would you say Washington County needs more, less, or we have enough of that type of housing?

Type of Housing	Have Enough	Want Less	Want More	DK/NA	Total
Housing for Seniors	38.7%	2.0%	41.6%	17.8%	100%
Condominiums	55.0%	26.2%	11.0%	7.8%	100%
Multi-family Housing	55.3%	24.9%	12.6%	7.2%	100%
Single-family (<\$200,000)	26.7%	7.4%	60.2%	5.6%	100%
Single-family (\$200,000-\$400,000)	54.3%	20.2%	18.2%	7.3%	100%
Single-family (> \$400,000)	50.5%	32.1%	7.7%	9.7%	100%

To view the entire Countywide Comprehensive Planning Telephone Survey Report go online at: www.co.washington.wi.us/smartgrowth.